




Theater Shadow

The activity consists of SIX parts and SEVEN groups of students of at least 4 people are needed.

The groups were a transnational mix to promote the understanding and practice of English

1. PART: WE ARE GOING TO SEE 4 VIDEOS to understand what is bullying, the kinds of bullying, roles of the characters involved in bullying and how to stop it.
2. PART: WE WILL SEE AN EXAMPLE OF SHADOW THEATER because we are going to prepare a shadow theater about bullying. We learn the technique to represent figures and participants experience positions behind the screen to understand the technique and how shadows are projected depending on perspectives and placement.
3. PART: DISTRIBUTION OF TASKS BY GROUPS:
 - Group 1,2,3,4  will prepare a shadow scene with a type of bullying.
 - Group 5  will prepare a shadow scene conclusion with a terrifying conclusion for the bullied victim.
 - Group 6  will prepare a shadow scene with a solution to stop the bullying.
4. PART: REHEARSAL OF EACH OF THE GROUPS SEPARATELY BEHIND THE SCREEN TO CORRECT POSITIONS.
5. REPRESENTATION AND RECORDING OF OUR FINAL STORY

INTRODUCCIÓN + GROUP 1 + GROUP2 + GROUP3 + GROUP4 + GROUP5 + GROUP6
6. MULTIMEDIA MONTAGE.
An other group of students of the recorded performance with the music chosen for each scene.